

MONTHLY MEMBERSHIP PROGRESS REPORT

District 2 S2

Results as of: 9/30/2023

GMT:

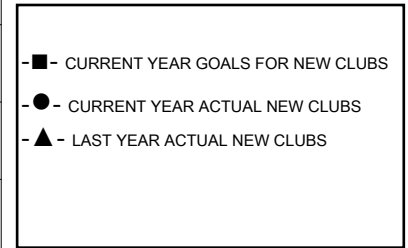
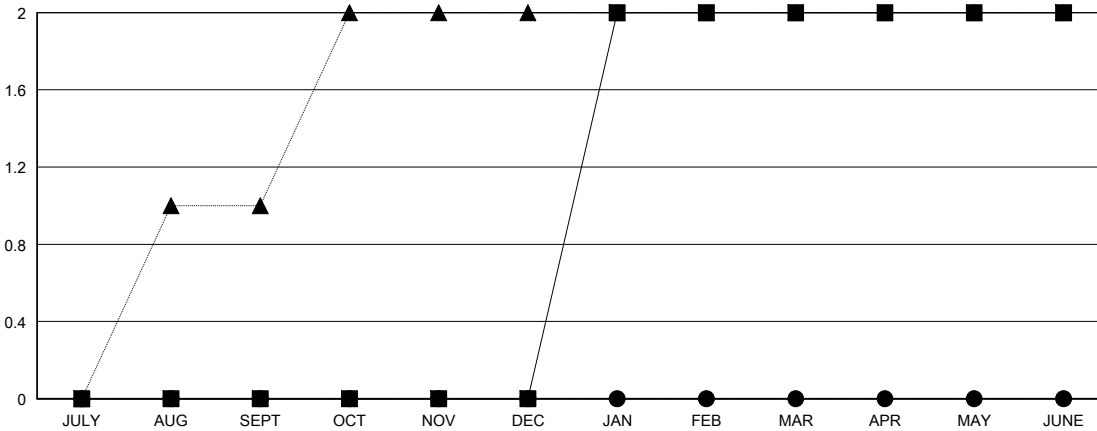
LOCATION TEXAS

GMT CA

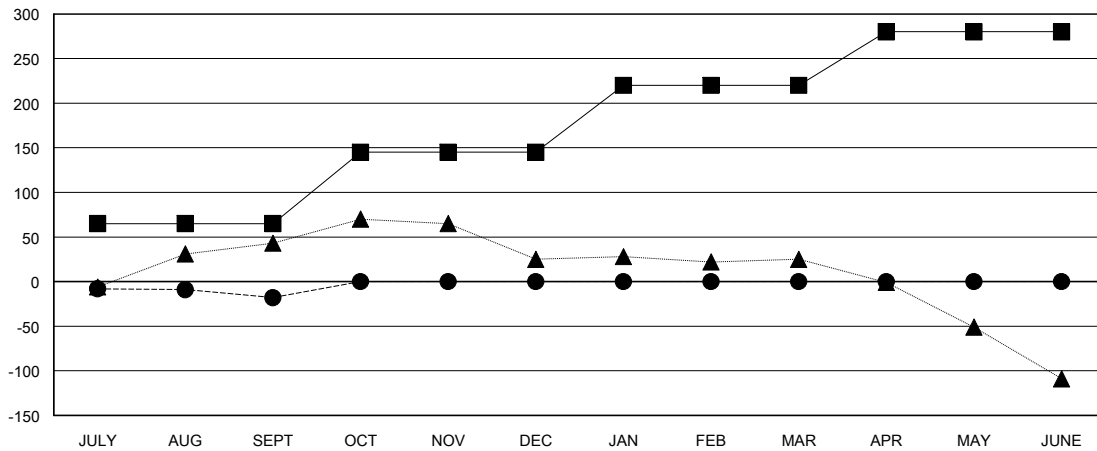
| Clubs | | | |
|-----------------------|---------------|-----------|---------------|
| RESULTS FOR 2023-2024 | | | |
| QUARTER | NEW CLUB GOAL | NEW CLUBS | DROPPED CLUBS |
| JULY/AUG/SEPT | 0 | 0 | 1 |
| OCT/NOV/DEC | 0 | 0 | 0 |
| JAN/FEB/MAR | 2 | 0 | 0 |
| APR/MAY/JUNE | 0 | 0 | 0 |

| Members | | | |
|-----------------------|------------------------|----------------------|--|
| RESULTS FOR 2023-2024 | | | |
| QUARTER | MEMBER GROWTH NET GOAL | MEMBER GROWTH ACTUAL | DROPPED MEMBERS ACTUAL (including transfers) |
| JULY/AUG/SEPT | 65 | 61 | 64 |
| OCT/NOV/DEC | 80 | 0 | 0 |
| JAN/FEB/MAR | 75 | 0 | 0 |
| APR/MAY/JUNE | 60 | 0 | 0 |

GOALS AND ACTUAL NEW CLUBS CUMULATIVE



GOALS AND ACTUAL MEMBERS CUMULATIVE



| | | |
|--|---|--|
| DROPPED CLUBS: 1 | 16 CLUBS OF 53 ADDED 1 OR MORE NEW MEMBERS | GENDER DISTRIBUTION MALE 743 (52.32%) FEMALE 677 (47.68%) |
| DROPPED MEMBERS DECEASED 4 CLUB CANCELLED 0 OTHER 60 TOTAL 64 | CLICK HERE FOR CUMULATIVE MEMBERSHIP DATA | TOTAL FAMILY UNIT MEMBERS 268 FAMILY MEMBERS PAYING HALF DUES 139 |